

# NBI Canadian Index Fund


Category: Canadian Equity



## Quick Facts

The fund's investment objective is to seek long-term growth of capital by tracking the performance of the S&P/TSX 60 Index. The S&P/TSX 60 Index represents large Canadian companies and includes most of the top 60 constituent companies of the S&P/TSX Composite Index in terms of market value.

### INVESTMENT HORIZON



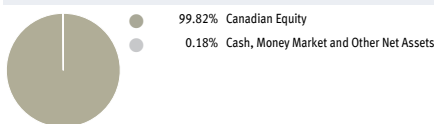
### FUND VOLATILITY



STYLE	SECTOR DEVIATION	MARKET CAPITALIZATION
Value	Minimal	Small
Blend	Moderate	Mid
Growth	Wide	Large
Quantitative		

Minimum Initial Investment:	\$500
Subsequent Investment:	\$50
Systematic Investment:	\$25
Distribution Frequency:	Annually
Assets Under Management (\$M):	\$164.3
Price per Unit:	\$24.03
Inception Date:	November 5, 1998
Value of \$10,000 over 10 years:	\$22,514
Benchmark Index:	S&P/TSX 60
Management Fee/MER:	0.45% / 0.66%
Portfolio Manager:	Fiera Capital Corporation
Management Team:	Craig Salway

## Portfolio Asset Mix (% of Net Assets)



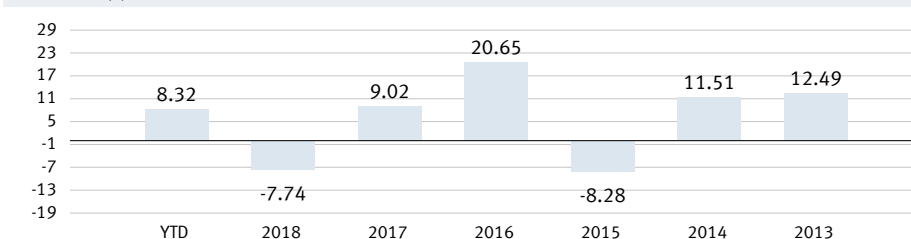
### Top Holdings (%)

Royal Bank of Canada	8.64
Toronto-Dominion Bank	8.14
Enbridge Inc.	5.82
Bank of Nova Scotia	5.50
Canadian National Railway Co.	4.79
Suncor Energy Inc.	4.11
Bank of Montreal	3.69
BCE Inc.	3.08
TransCanada Corp.	3.06
Brookfield Asset Management Inc.	2.96
<b>Total of Top Holdings of the Fund (% of Net Assets):</b>	<b>49.79</b>
<b>Total Number of Securities Held:</b>	<b>60</b>

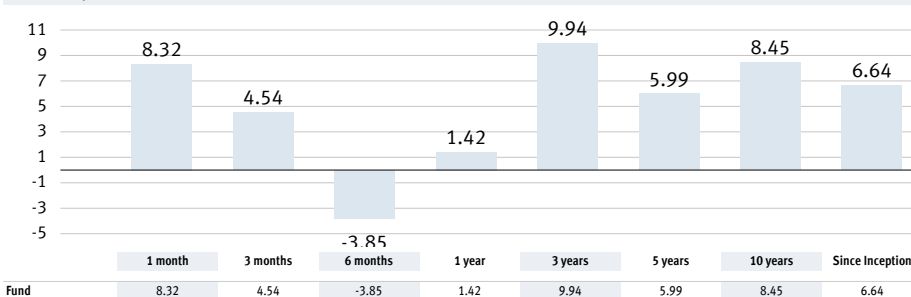
### Sector Allocation (%)

Financials	38.75
Energy	20.16
Materials	10.21
Industrials	9.48
Communication Services	6.27
Consumer Discretionary	4.98
Consumer Staples	4.19
Information Technology	3.52
Utilities	1.84
Health Care	0.60
<b>Gross Current Yield (%)</b>	<b>3.29</b>

## Annual Returns (%)



## Annual Compound Returns (%)



# NBI Canadian Index Fund

Category: Canadian Equity



## Disclosure

NBI Mutual Funds (the "Funds") are offered by National Bank Investments Inc., a wholly owned subsidiary of National Bank of Canada. Commissions, trailing commissions, management fees and expenses all may be associated with investments in the Funds. Please read the prospectus of the Funds before investing. The indicated rates of return are the historical annual compounded total returns which include changes in the value of securities and reinvestment of all distributions and do not take into account sales, redemption, distribution or optional charges or income taxes payable by any unitholder that would have reduced returns. The Funds' securities are not insured by the Canada Deposit Insurance Corporation or by any other government deposit insurer. For money market funds, there can be no assurances that a fund will be able to maintain its net asset value per security at a constant amount or that the full amount of the investment in a fund will be returned. The Funds are not guaranteed, their values change frequently and past performance may not be repeated.

The Morningstar Risk-Adjusted Rating, commonly referred to as the Star Rating, relates the risk-adjusted performance of a fund to that of its category peers. To determine a fund's rating, the fund and its peers are ranked by their Morningstar Risk-Adjusted Returns. If a fund scores in the top 10% of its fund category, it receives five stars (High); if it falls in the next 22.5%, it receives four stars (Above Average); a place in the middle 35% earns a fund three stars (Neutral or Average); those in the next 22.5% receive two stars (Below Average); and the lowest 10% get one star (Low).

The overall Star Rating for a fund is a weighted combination of its three, five, and ten year ratings. If a fund has less than three years' performance history, it is not rated. If it has at least three but less than five years' history, its overall rating is equal to its three-year rating. If it has at least five but less than ten years' history, its overall rating is equal to 60% five-year rating and 40% three-year rating. If it has at least ten years' history, its overall rating is equal to 50% ten-year rating, 30% five-year rating and 20% three-year rating. Morningstar Risk-Adjusted Ratings are recalculated monthly.

© 2019 Morningstar Research Inc. All rights reserved. The information contained herein (1) is proprietary to Morningstar and/or its service providers; (2) may not be copied or distributed; and (3) is not represented or warranted to be accurate, correct, complete or timely. Neither Morningstar nor its content providers are responsible for any damages or losses arising from any use of this information. For greater detail see [www.morningstar.ca](http://www.morningstar.ca).