

# Altamira Quebec Growth Fund

Category: Canadian Small/Mid Cap Equity

**HHHH†**

Morningstar Rating™

## Quick Facts

The fund's objectives are to ensure long-term capital growth. The fund primarily invests in equity securities of corporations whose head office is in Québec or who do a substantial part of their business in Québec. It invests in many sectors of the Québec economy.

### INVESTMENT HORIZON

SHORT

LONG

### FUND VOLATILITY

LOW

HIGH

STYLE	SECTOR DEVIATION	MARKET CAPITALIZATION
Value	Minimal	Small
Blend	Moderate	Mid
Growth	Wide	Large
Quantitative		

Minimum Initial Investment: \$500

Subsequent Investment: \$50

Systematic Investment: \$25

Distribution Frequency: Annually

Assets Under Management (\$M): \$19.1

Price per Unit: \$25.93

Inception Date: July 23, 1999

Value of \$10,000 over 10 years: \$21,810

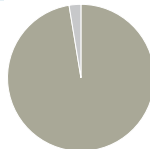
Benchmark Index: National Bank Quebec Ind

Management Fee: 2.00% MER: 2.36%

Portfolio Manager: Natcan Investment Management Inc.

Management Team: Marc Lecavalier  
Christian Cyr  
Éric Dupont

## Portfolio Asset Mix (% of Net Assets)



### Top Holdings (%)

MTY Food Group Inc.	6.95
TransForce Inc.	4.66
Stella-Jones Inc.	4.44
Cogeco Cable Inc.	3.71
Mediagrif Interactive Technologies Inc.	3.59
Canadian Helicopters Group Inc.	3.30
Quebecor Inc.	3.29
National Bank of Canada	2.99
CAE Inc.	2.64
Cash & Other Assets	2.59

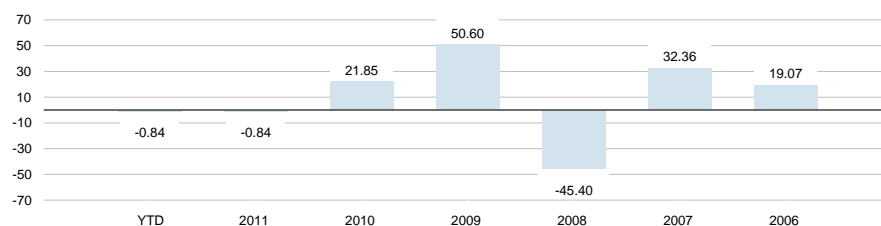
### Sector Allocation (%)

Industrials	29.43
Consumer Discretionary	20.54
Financials	12.74
Materials	11.84
Information Technology	11.80
Consumer Staples	11.41
Health Care	1.98
Energy	0.26

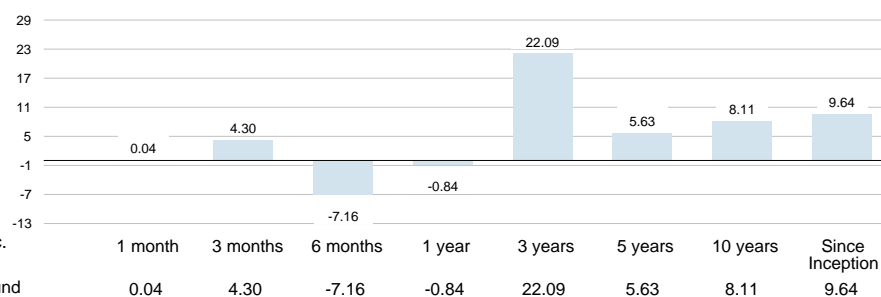
Total of Top Holdings of the Fund (% of Net Assets): 36.6%

Total Number of Securities Held: 49

### Annual Returns (%)



### Annual Compound Returns (%)



## Altamira Quebec Growth Fund

Category: Canadian Small/Mid Cap Equity

### Disclosure

National Bank Securities Mutual Funds (the "Funds") are offered by National Bank Securities Inc., a wholly owned subsidiary of National Bank of Canada. Cor commissions, management fees and expenses all may be associated with investments in the Funds. Please read the prospectus of the Funds before investin return are the historical annual compounded total returns which include changes in the value of securities and reinvestment of all distributions and do not take redemption, distribution or optional charges or income taxes payable by any unitholder that would have reduced returns. The Funds' securities are not insured Deposit Insurance Corporation or by any other government deposit insurer. For money market funds, there can be no assurances that a fund will be able to m value per security at a constant amount or that the full amount of the investment in a fund will be returned. The Funds are not guaranteed, their values change performance may not be repeated.

The Morningstar Risk-Adjusted Rating, commonly referred to as the Star Rating, relates the risk-adjusted performance of a fund to that of its category peers. 1 rating, the fund and its peers are ranked by their Morningstar Risk-Adjusted Returns. If a fund scores in the top 10% of its fund category, it receives five stars ( next 22.5%, it receives four stars (Above Average); a place in the middle 35% earns a fund three stars (Neutral or Average); those in the next 22.5% receive t Average); and the lowest 10% get one star (Low).

The overall Star Rating for a fund is a weighted combination of its three, five, and ten year ratings. If a fund has less than three years' performance history, it is least three but less than five years' history, its overall rating is equal to its three-year rating. If it has at least five but less than ten years' history, its overall ratir five-year rating and 40% three-year rating. If it has at least ten years' history, its overall rating is equal to 50% ten-year rating, 30% five-year rating and 20% th Morningstar Risk-Adjusted Ratings are recalculated monthly.

© 2011 Morningstar Research Inc. All rights reserved. The information contained herein (1) is proprietary to Morningstar and/or its service providers; (2) may r distributed; and (3) is not represented or warranted to be accurate, correct, complete or timely. Neither Morningstar nor its content providers are responsible fc losses arising from any use of this information. For greater detail see [www.morningstar.ca](http://www.morningstar.ca).